

AIHE Student Outlook App Manual

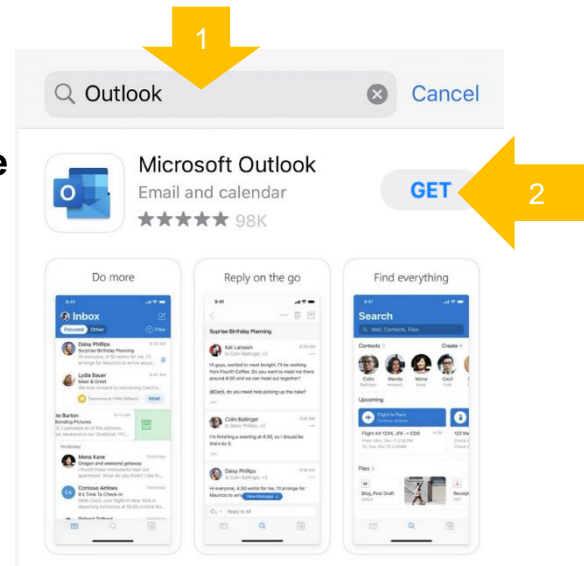

+ iPhone

+ Android

+ iPhone

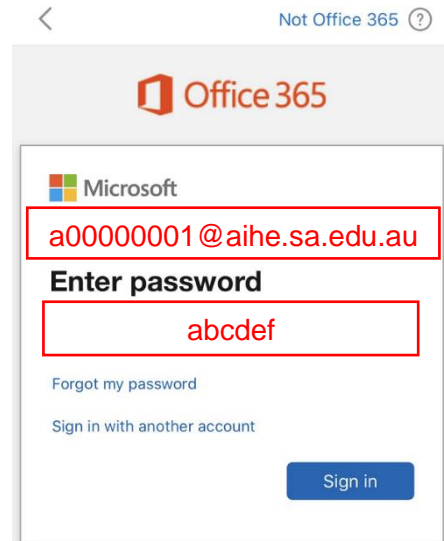
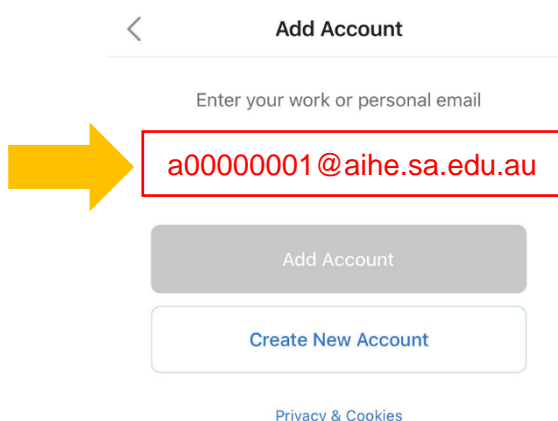
1. Download

- Go to App Store on your iPhone
- Search “Outlook”



2. Sign-in

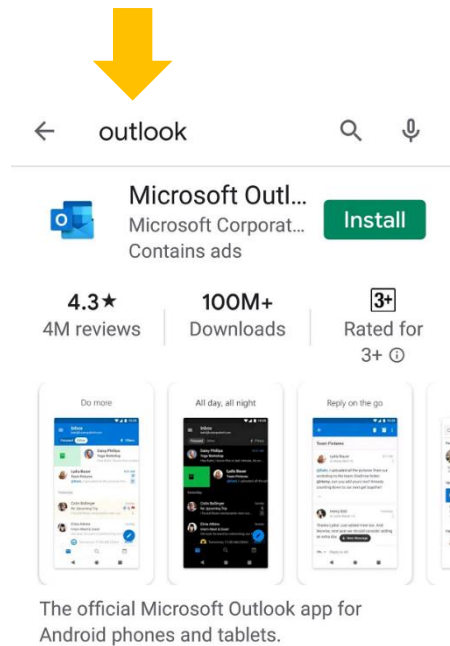

- Click “**Add Account**” (If another account is found already, click **Skip** to add a new account).
- Sign in with your **Student Email Address**.
For example, my student email address is:
a00000001@aihe.sa.edu.au
- Click **Add Account** to input your **Student Email Password**. For example, my student email password is:
abcdef.



Android


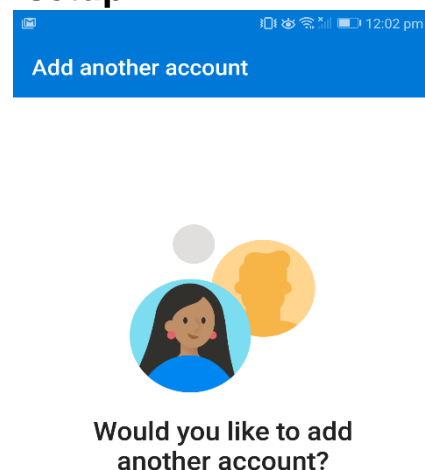
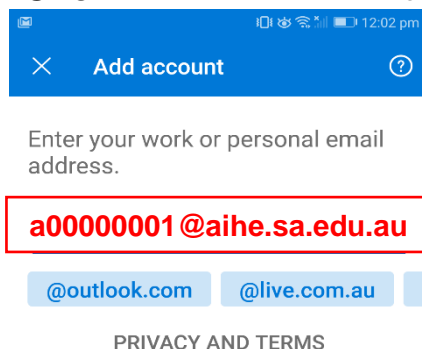
1. Download

- Go to “Play Store”
- Search “Outlook”



2. Sign-in

- Click **Add Account** Sign in with your **Student Email Address**. For example, my student email address is: **a00000001@aihe.sa.edu.au**
- Click **CONTINUE** to input your **Student Email Password**. For example, my student email password is: **abcdef**.
- Click **MAYBE LATER** to finish setup.



(If you need any further help, please send an email to servicedesk@aihe.sa.edu.au)